

# essex

---

Single Wardrobe  
2 Drawers, 1 Door



# essex

## Single Wardrobe 2 Drawers, 1 Door

The contemporary Essex collection features a distinctive leg design providing a dimensional look that allows for easy cleaning. Select tone-on-tone or contrasting wood-grained finishes for legs and top. Customizable and available in a variety of sizes. Sophisticated hardware delivers added style.



Model: EXWR21R  
23.75W 23D 71H

### Features



#### Durable Finish

Kwalu's proprietary finish doesn't have any of the drawbacks of wood. The finish is moisture impervious, easy to clean and maintenance-free.




#### Door Hinges

100° self-closing, kitchen-grade Blum® Euro Hinges provide a smooth motion.




#### Drawers

Are constructed with both dowel and mechanical fasteners for additional strength. 100lb static and dynamic load Euro Drawer Slides allow for easy opening and closing.




#### Clothes Rod

Standard clothing rod may be attached at ADA height of 48" from the floor.



#### Hardware

Choose from dozens of hardware styles, including ADA compliant options.




#### Other Wardrobe Styles

Essex wardrobes include a number of Single and Double styles.


### Statement of Line



**EXWR01L**  
23.75W 23D 71H



**EXWR01R**  
23.75W 23D 71H




**EXWR11L**  
23.75W 23D 71H



**EXWR11R**  
23.75W 23D 71H



**EXWR21L**  
23.75W 23D 71H



**EXWR21R**  
23.75W 23D 71H



**EXWR02**  
34.75W 23D 71H



**EXWR12**  
34.75W 23D 71H



**EXWR22**  
34.75W 23D 71H

**kwalu** | Furnishing the Future™

6160 Peachtree Dunwoody Rd. Building C, Atlanta, GA 30328

1-877-MY-KWALU [kwalu.com](http://kwalu.com)

